

[Sign In](#)

FLASH PLAYER ▾

## Flash Player issues | Windows 10 | Microsoft Edge

Search Adobe Support



Flash Player is integrated with Microsoft Edge in Windows 10.


You do not need to install Flash Player.

Applies to: **Flash Player**Last Published: **2 January 2018**[Test Flash Player](#)



### Enable Flash Player

#### Enable Flash on Edge

Use the following steps to allow Flash content in Microsoft Edge:

- 1 On your computer, open **Microsoft Edge**.
- 2 On the top right-hand corner, click the  icon.
- 3 Click **Settings** near the bottom of the menu that appears
- 4 Click **View advanced settings** under the **Advanced Settings** header
- 5 Toggle **Use Adobe Flash Player** to On




#### Allow Flash content for a website

- 1 In Microsoft Edge navigate to the website that is missing Flash content
- 2 On the top right-hand side of the address bar you may notice  icon
- 3 Click  icon which will display a flyout **Adobe Flash**

## content was blocked

- 4 Click **Allow once** or **Always allow** to allow Flash content to run on that page for just one time or forever respectively

## Alternatively

- 1 In Microsoft Edge navigate to the website that is missing Flash content
- 2 On the top left-hand side of the address bar you will notice a  or  icon
- 3 Click that icon
- 4 Click **Allow Adobe Flash**
- 5 Refresh the page using the **Refresh** button 

 Twitter™ and Facebook posts are not covered under the terms of Creative Commons.

[Legal Notices](#) | [Online Privacy Policy](#)



## FLASH PLAYER

[< See all apps](#)

[Learn & Support](#)

---

### Ask the Community

Post questions and get answers from experts.

[Ask now](#)

### Contact Us

Real help from real people.

[Start now](#)